



SCHEDULE OF CHARGES FOR SWIMMING POOL FACILITIES						
	COMMUNITY DEVELOPMENT SPORT AND RECREATION					
		2020-21	2021-22	2022-23	2023-24	
		ZAR	ZAR	ZAR	ZAR	
1	NON HEATED: REVENUE SWIMMING POOLS					
1.1	Daily Admission: None Heated pools					
	Adult (18 years and over)	11	11	11	12	
	Child (04 to 17 years)	5	5	6	6	
	Senior Citizens/Pensioners (63 years and over/Pensioner with pension cards)	No Charge	No Charge	No Charge	No Charge	
	PWD/ Children Homes/shelters	50% of tariff	50% of tariff	50% of tariff	50% of tariff	
1.2	Season Tickets					
	Adult (18 years and over)	266	277	290	303	
	Child (under 18 years)	77	80	84	87	
	Senior Citizens/Pensioners (63 years and over/Pensioner with pension cards)	No Charge	No Charge	No Charge	No Charge	
	PWD/ Children Homes/shelters	50% of Tariff	50% of Tariff	50% of Tariff	50% of Tariff	
1.3	Season Tickets: Schools (See applicable rules)					
	Less than 150 Children	426	445	464	485	
	150 to 350 Children	784	818	853	892	
	350 Plus Children	1,274	1,329	1,387	1,450	
1.4	Season Tickets: Club (Proof of club membership)					
	Adult	107	111	116	121	
	Child	40	42	44	46	
	Top-up season ticket (from cold to heated pools)	Difference between cold water season ticket and heated season ticket	Difference between cold water season ticket and heated season ticket	Difference between cold water season ticket and heated season ticket	Difference between cold water season ticket and heated season ticket	


ANNEXURE C1


1.5 Professional Coaching/Teaching				
Coaching or Teaching (per month) (7 months summer season)	604	630	658	688
Coaching or Teaching (per season)	4,230	4,412	4,606	4,813
Coaching and Teaching (per month) (7 months summer season)	709	740	772	807
Coaching and Teaching (per season)	4,964	5,177	5,405	5,648
Casual Coaching/Teaching (per lane per hour)	166	173	180	188
Water Aerobics (Clubs Maximum 3 instructors)(Per Month)(7 months summer season)	159	165	173	180
Water Aerobics (Clubs Maximum 3 instructors)(Per Season)	1,110	1,158	1,209	1,263
Swimming Clubs (Club Nights)	Free to club members & accompanying parents	Free to club members & accompanying parents	Free to club members & accompanying parents	Free to club members & accompanying parents
1.6 Hire of Pool				
(Swimming Gala's, Competitions and Organized Aquatic events only in line with Community Development Structured Programmes)	Free	Free	Free	Free
Olympic Swimming Pool	1,119	1,168	1,219	1,274
Non Olympic Swimming Pool	586	611	638	666
1.7 Others				
Tuck Shops hire (Per Month)	995	1,038	1,083	1,132
Casual Tuck Shop (Per day)	159	166	173	181
Filming for commercial use	16,537	17,248	18,007	18,817
Filming for non-commercial use	4,960	5,173	5,401	5,644
Picnic groups : (per person)	32	34	35	37
Hire of Board Room (2 hour sessions)	247	258	269	282
Learn to Swim/Development programs in partnership with COJ, & International/Provincial Aquatic events. Scorecard Events	No Charge	No Charge	No Charge	No Charge
Refundable Deposit	In line with managing risk	In line with managing risk	In line with managing risk	In line with managing risk


SCHEDULE OF CHARGES FOR SWIMMING POOL FACILITIES						
	COMMUNITY DEVELOPMENT SPORT AND RECREATION					
		2020-21	2021-22	2022-23	2023-24	
		ZAR	ZAR	ZAR	ZAR	
2	HEATED: REVENUE SWIMMING POOLS					
2.1	Daily Admission: Heated pools					
	Adult (18 years and over)	13	14	14	15	
	Child (04 to 17 years)	7	7	8	8	
	Senior Citizens/Pensioners (63 years and over/Pensioner with pension cards)	No Charge	No Charge	No Charge	No Charge	
	PWD/ Children Homes/shelters	50% of Tariff	50% of Tariff	50% of Tariff	50% of Tariff	
2.2	Season Tickets					
	Adult (18 years and over)	389	405	423	442	
	Child (under 18 years)	188	196	205	214	
	Senior Citizens/Pensioners (63 years and over/Pensioner with pension cards)	No Charge	No Charge	No Charge	No Charge	
	PWD/ Children Homes/shelters	50% of Tariff	50% of Tariff	50% of Tariff	50% of Tariff	
2.3	Season Tickets: Schools (See applicable rules)					
	Less than 150 Children	795	829	866	905	
	150 to 350 Children	1,358	1,417	1,479	1,545	
	350 Plus Children	2,186	2,280	2,380	2,487	
2.4	Season Tickets: Club (Proof of club membership)					
	Adult	173	181	188	197	
	Child	92	95	100	104	
	Top-up season ticket (from cold to heated pools)	Difference between cold water season ticket and heated season ticket	Difference between cold water season ticket and heated season ticket	Difference between cold water season ticket and heated season ticket	Difference between cold water season ticket and heated season ticket	

ANNEXURE C1


2.5 Professional Coaching/Teaching					
Coaching or Teaching (per month) (7 months summer season)	604	630	658	688	
Coaching or Teaching (per month) (5 months winter season)	846	882	921	963	
Coaching or Teaching (per season)	4,230	4,412	4,606	4,813	
Coaching and Teaching (per month) (7 months summer season)	709	740	772	807	
Coaching and Teaching (per month) (5 months winter season)	993	1,035	1,081	1,130	
Coaching and Teaching (per season)	4,964	5,177	5,405	5,648	
Casual Coaching/Teaching (per lane per hour)	166	173	180	188	
Water Aerobics (Clubs Maximum 3 instructors)(Per Month)(7 months summer season)	159	165	173	180	
Water Aerobics (Clubs Maximum 3 instructors)(Per Month)(5 months winter season)	222	232	242	253	
Water Aerobics (Clubs Maximum 3 instructors)(Per Season)	1,110	1,158	1,209	1,263	
Swimming Clubs (Club Nights)	Free to club members & accompanying parents	Free to club members & accompanying parents	Free to club members & accompanying parents	Free to club members & accompanying parents	
2.6 Hire of Pool					
(Swimming Gala's, Competitions and Organized Aquatic events only in line with Community Development Structured Programmes)	Free	Free	Free	Free	
Olympic Swimming Pool	2,479	2,586	2,700	2,821	
Non Olympic Swimming Pool	1,323	1,380	1,441	1,506	
2.7 Others					
Tuck Shops hire (Per Month)	995	1,038	1,083	1,132	
Casual Tuck Shop (Per day)	159	166	173	181	
Filming for commercial use	16,537	17,248	18,007	18,817	
Filming for non-commercial use	4,960	5,173	5,401	5,644	
Picnic groups : (per person)	32	34	35	37	
Hire of Board Room (2 hour sessions)	248	258	270	282	
Learn to Swim/Development programs in partnership with COJ, & International/Provincial Aquatic events. Scorecard Events	No Charge	No Charge	No Charge	No Charge	
Refundable Deposit	In line with managing risk	In line with managing risk	In line with managing risk	In line with managing risk	

SCHEDULE OF CHARGES FOR SWIMMING POOL FACILITIES						
	COMMUNITY DEVELOPMENT SPORT AND RECREATION					
		2020-21	2021-22	2022-23	2023-24	
		ZAR	ZAR	ZAR	ZAR	
3 NON REVENUE SWIMMING POOLS						
3.1 Professional Coaching/Teaching						
	Coaching or Teaching (per month) (7 months summer season)	604	630	658	688	
	Coaching or Teaching (per month) (5 months winter season)	846	882	921	963	
	Coaching or Teaching (per season)	4,230	4,412	4,606	4,813	
	Coaching and Teaching (per month) (7 months summer season)	709	740	772	807	
	Coaching and Teaching (per month) (5 months winter season)	993	1,035	1,081	1,130	
	Coaching and Teaching (per season)	4,964	5,177	5,405	5,648	
	Casual Coaching/Teaching (per lane per hour)	166	173	181	189	
	Water Aerobics (Clubs Maximum 3 instructors)(Per Month)(7 months summer season)	159	165	173	180	
	Water Aerobics (Clubs Maximum 3 instructors)(Per Season)	1,110	1,158	1,209	1,263	
	Swimming Clubs (Club Nights)	Free to club members & accompanying parents	Free to club members & accompanying parents	Free to club members & accompanying parents	Free to club members & accompanying parents	
3.2 Hire of Pool						
	(Swimming Gala's, Competitions and Organized Aquatic events only in line with Community Development Structured Programmes)	Free	Free	Free	Free	
	Olympic Swimming Pool	1,119	1,168	1,219	1,274	
	Non Olympic Swimming Pool	586	611	638	667	
	After hour hire of Swimming Pools (special terms and conditions are applicable)	2,000	2,086	2,178	2,276	
3.3 Others						
	Tuck Shops hire (Per Month)	995	1,038	1,083	1,132	
	Casual Tuck Shop (Per day)	159	166	173	181	
	Filming for commercial use	16,537	17,248	18,007	18,817	
	Filming for non-commercial use	4,960	5,173	5,401	5,644	
	Learn to Swim/Development programs in partnership with COJ, & International/Provincial Aquatic events. Scorecard Events	No Charge	No Charge	No Charge	No Charge	
	Refundable Deposit	In line with managing risk	In line with managing risk	In line with managing risk	In line with managing risk	

SCHEDULE OF CHARGES FOR SWIMMING POOL FACILITIES						
	COMMUNITY DEVELOPMENT SPORT AND RECREATION					
		2020-21	2021-22	2022-23	2023-24	
		ZAR	ZAR	ZAR	ZAR	
4 LEISURE RESORTS						
4.1 LITTLE FALLS SWIMMING POOL (RESORT)						
4.1.1 Daily Admission						
	Adults	39	41	43	45	
	Child	22	23	24	25	
	Senior Citizen (63 years and over)	22	23	24	25	
	Pensioners with Pension cards	22	23	24	25	
	PWD/ Children Homes/shelters	50% of Tariff	50% of Tariff	50% of Tariff	50% of Tariff	
4.1.2 Vehicle Entrance						
	Cars (excluding passengers)	39	41	43	45	
	Bus (excluding passengers)	194	202	211	221	
4.1.3 Others						
	Tuck Shops hire (Per Month)	995	1,038	1,083	1,132	
	Casual Tuck Shop (Per day)	159	166	173	181	
	Filming for commercial use	16,537	17,248	18,007	18,817	
	Filming for non-commercial use	4,960	5,173	5,401	5,644	
	Special Hire entire facility	52,919	55,195	57,623	60,217	
	Learn to Swim/Development programs in partnership with COJ & International/Provincial Aquatic events.	Free	Free	Free	Free	
	Refundable Deposit	In line with managing risk	In line with managing risk	In line with managing risk	In line with managing risk	

SCHEDULE OF CHARGES FOR SWIMMING POOL FACILITIES						
	COMMUNITY DEVELOPMENT SPORT AND RECREATION					
		2020-21	2021-22	2022-23	2023-24	
		ZAR	ZAR	ZAR	ZAR	
4 LEISURE RESORTS						
4.2 Southern Suburbs						
4.2.1 Daily Admission: Heated pools						
	Adults	17	18	18	19	
	Child (04 to 17 years)	8	8	9	9	
	Senior Citizen (63 years and over)	Free	Free	Free	Free	
	PWD/ Children Homes/shelters	50% of Tariff	50% of Tariff	50% of Tariff	50% of Tariff	
4.2.2 Season Tickets						
	Adult (18 years and over)	267	278	290	303	
	Child (under 18 years)	77	81	84	88	
	Senior Citizens/Pensioners (63 years and over/Pensioner with pension cards)	Free	Free	Free	Free	
	PWD/ Children Homes/shelters	50% of Tariff	50% of Tariff	50% of Tariff	50% of Tariff	
4.2.3 Season Tickets: Schools (See applicable rules)						
	Less than 150 Children	426	444	464	484	
	150 to 350 Children	784	818	854	892	
	350 Plus Children	1,274	1,329	1,387	1,450	
4.2.4 Season Tickets: Club (Proof of club membership)						
	Adult	106	111	116	121	
	Child	43	44	46	48	
	Top-up season ticket (from cold to heated pools)	Difference between cold water season ticket and heated season ticket	Difference between cold water season ticket and heated season ticket	Difference between cold water season ticket and heated season ticket	Difference between cold water season ticket and heated season ticket	

4.2.5 Professional Coaching/Teaching				
Coaching or Teaching (per month) (7 months summer season)	604	630	658	688
Coaching or Teaching (per month) (5 months winter season)	846	882	921	963
Coaching or Teaching (per season)	4,230	4,412	4,606	4,813
Coaching and Teaching (per month) (7 months summer season)	709	740	772	807
Coaching and Teaching (per month) (5 months winter season)	993	1,035	1,081	1,130
Coaching and Teaching (per season)	4,964	5,177	5,405	5,648
Casual Coaching/Teaching (per lane per hour)	166	173	181	189
Water Aerobics (Clubs Maximum 3 instructors)(Per Month)(7 months summer season)	159	165	173	180
Water Aerobics (Clubs Maximum 3 instructors)(Per Season)	1,110	1,158	1,209	1,263
Swimming Clubs (Club Nights)	Free to club members & accompanying parents	Free to club members & accompanying parents	Free to club members & accompanying parents	Free to club members & accompanying parents
4.2.6 Hire of Pool				
(Swimming Gala's, Competitions and Organized Aquatic events only in line with Community Development Structured Programmes)	Free	Free	Free	Free
Olympic Swimming Pool	1,119	1,167	1,219	1,274
Non Olympic Swimming Pool	586	611	638	667
4.2.7 Others				
Tuck Shops hire (Per Month)	995	1,038	1,083	1,132
Casual Tuck Shop (Per day)	159	166	173	181
Filming for commercial use	16,537	17,248	18,007	18,817
Filming for non-commercial use	4,960	5,173	5,401	5,644
Picnic groups : (per person)	32	34	35	37
Hire of Board Room (2 hour sessions)	248	258	270	282
Learn to Swim/Development programs in partnership with COJ, & International/Provincial Aquatic events. Scorecard Events	Free	Free	Free	Free
Refundable Deposit	In line with managing risk	In line with managing risk	In line with managing risk	In line with managing risk

SCHEDULE OF CHARGES FOR SWIMMING POOL FACILITIES						
	COMMUNITY DEVELOPMENT SPORT AND RECREATION					
		2020-21	2021-22	2022-23	2023-24	
		ZAR	ZAR	ZAR	ZAR	
4 LEISURE RESORTS						
4.3 Orlando Swimming Pool						
4.3.1 Daily Admission: Heated pools						
	Adults	17	18	18	19	
	Child (04 to 17 years)	5	5	6	6	
	Senior Citizen (63 years and over)	No Charge	No Charge	No Charge	No Charge	
	PWD/ Children Homes/shelters	50% of Tariff	50% of Tariff	50% of Tariff	50% of Tariff	
4.3.2 Season Tickets						
	Adult (18 years and over)	267	278	290	303	
	Child (under 18 years)	77	81	84	88	
	Senior Citizens/Pensioners (63 years and over/Pensioner with pension cards)	No Charge	No Charge	No Charge	No Charge	
	PWD/ Children Homes/shelters	50% of Tariff	50% of Tariff	50% of Tariff	50% of Tariff	
4.3.3 Season Tickets: Schools (See applicable rules)						
	Less than 150 Children	426	444	464	484	
	150 to 350 Children	784	818	854	892	
	350 Plus Children	1,274	1,329	1,387	1,450	
4.3.4 Season Tickets: Club (Proof of club membership)						
	Adult	106	111	116	121	
	Child	43	44	46	48	
	Top-up season ticket (from cold to heated pools)	Difference between cold water season ticket and heated season ticket	Difference between cold water season ticket and heated season ticket	Difference between cold water season ticket and heated season ticket	Difference between cold water season ticket and heated season ticket	

4.3.5 Professional Coaching/Teaching					
Coaching or Teaching (per month) (7 months summer season)	604	630	658	688	
Coaching or Teaching (per month) (5 months winter season)	846	882	921	963	
Coaching or Teaching (per season)	4,230	4,412	4,606	4,813	
Coaching and Teaching (per month) (7 months summer season)	709	740	772	807	
Coaching and Teaching (per month) (5 months winter season)	993	1,035	1,081	1,130	
Coaching and Teaching (per season)	4,964	5,177	5,405	5,648	
Casual Coaching/Teaching (per lane per hour)	166	173	181	189	
Water Aerobics (Clubs Maximum 3 instructors)(Per Month)(7 months summer season)	159	165	173	180	
Water Aerobics (Clubs Maximum 3 instructors)(Per Season)	1,110	1,158	1,209	1,263	
Swimming Clubs (Club Nights)	Free to club members & accompanying parents	Free to club members & accompanying parents	Free to club members & accompanying parents	Free to club members & accompanying parents	
4.3.6 Hire of Pool					
(Swimming Gala's, Competitions and Organized Aquatic events only in line with Community Development Structured Programmes)	Free	Free	Free		
Olympic Swimming Pool	1,119	1,167	1,219	1,274	
Non Olympic Swimming Pool	586	611	638	667	
4.3.7 Others					
Tuck Shops hire (Per Month)	995	1,038	1,083	1,132	
Casual Tuck Shop (Per day)	159	166	173	181	
Filming for commercial use	16,537	17,248	18,007	18,817	
Filming for non-commercial use	4,960	5,173	5,401	5,644	
Picnic groups : (per person)	32	33	35	36	
Learn to Swim/Development programs in partnership with COJ, & International/Provincial Aquatic events. Scorecard Events	Free	Free	Free	Free	
Refundable Deposit	In line with managing risk	In line with managing risk	In line with managing risk	In line with managing risk	